

## Featured Product: Model 280/280D

**Grooved post design, rugged RETRACTA-BELT® construction.**

**Universal belt end:** Works with nearly every stanchion on the market.

**Replacement parts available:** compatible with Lavi Beltrac® products.

**Extruded aluminum tube with dovetail grooves:** ready to accept signs and accessories.\*



\*Accessories are compatible with Lavi Beltrac® products.

**9' belt:** thick, durable and 29% longer than other stanchions.

**Braking system:** for a slow and safe retraction.

**Dual line stanchions available:** for increased security and ADA compliance.



**Featuring Exclusive EVERstraight® Technology**



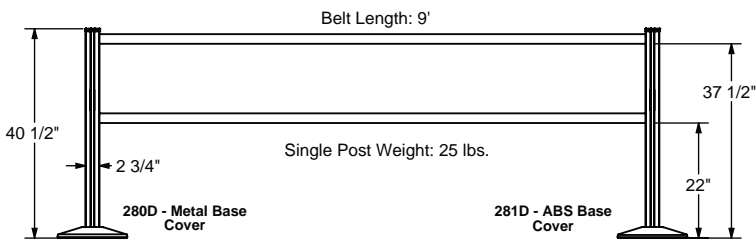
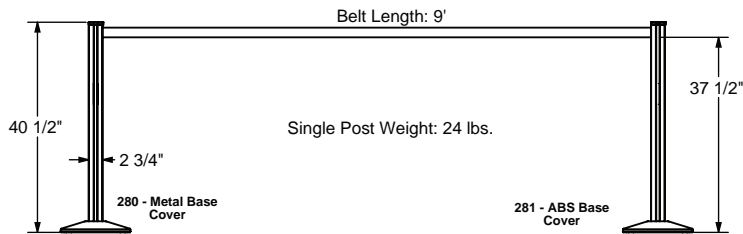
- ▶ Large diameter threaded steel base connection ensures the post remains straight for its lifetime.
- ▶ Heavy 18 lbs. cast iron base keeps the post in place.

### Additional Features

- ▶ 10 year warranty.
- ▶ Ships Knocked-Down or assembled.
- ▶ Easy assembly, no tools required.
- ▶ Options include Weather-Protection, extra heavy baseweight (30 lbs.) and **RETRACTA-WHEEL**.


**Built-in rubber floor protectors:** ensure long lasting scuff protection.

Specs	
Post Material	Aluminum
Base Cover Material	ABS, Stainless Steel, or Steel
Baseweight Material	18 lbs. Cast Iron with Floor Protectors
Post Diameter	2-3/4"
Base Diameter	14"
Overall Post Height	40-1/2"
Overall Weight	24 - 25 lbs.



To Order Specify:  
**281D**    **WB - LB**  
 MODEL #    FINISH BELT COLOR

## Stock Finishes




Wrinkle Black  
WB

Model: 281    Base: Black ABS



Matte Silver Aluminum  
MA

Model: 280    Base: Satin Stainless  
 Model: 281    Base: Grey ABS



Polished Aluminum  
PA

Model: 280    Base: Polished Chrome  
 Model: 281    Base: Grey ABS

## Specialty Finishes

### Class 1: Powder Coat over Steel Posts

	Smooth Black SB		Green GN
	Charcoal CH		Blue BL
	Grey GY		Brown BN
	White WH		Beige BG
	Red RD		Silver Vein SV
			Gold Vein GV



200+ RAL colors  
 Available at no additional cost.

Class 1 specialty finishes require a minimum order of 5 pieces and a 2-3 week lead time. Call if quicker delivery is needed.

Model: 280    Base: Powder Coat over Steel  
 Model: 281    Base: Black ABS

☂ Can be weatherproofed for exterior use


## Standard Belt Options

	Black BK		Green GN
	Grey GR		Dark Green DG
	White WH		Light Blue LB
	Brown BN		Blue BL
	Maroon MN		Dark Blue DB
	Red RD		Purple PL
	Orange OR		Fluorescent Yellow FY
	Yellow YW		Fluorescent Orange FO
			Black/White Stripe BW

## Specialty Belt Options (Double Sided)

	Black/Yellow Diagonal BYD
	Red/White Diagonal RWD
	Magenta/Yellow Diagonal MYD
	This Lane Closed TLC
	Caution-Do Not Enter CAU
	Danger-Keep Out DKO
	No Entry NE
	Authorized Access Only AAO

## Custom Dye-Sub Belt Samples



Dye-Sub is not intended for prolonged exposure to UV.

Due to printing limitations, colors shown may not represent actual product colors. Please call for samples if required.