



Posts that remain in place throughout the day, without damaging your floors.

MAGNETIC mounted stanchions are the only semi-permanent posts that don't require drilling into your floors. This prevents queue lines from shifting throughout the day, with the added advantage of avoiding costly floor repairs when posts are no longer needed. Ideal for airports and other leased facilities.

MAGNETIC Base Advantages

- ▶ **PREVENT MOVING:** Extremely strong neodymium magnets hold post upright and in a straight line during normal use and low/medium impacts.
- ▶ **EASY, NON-DESTRUCTIVE INSTALLATION:** Simply mounts with VHB tape or epoxy to avoid damage from drilling. Can also be permanently installed with screws.
- ▶ **MAXIMIZE QUEUE SPACE:** Small base diameter allows for tighter lane widths to get more linear queuing in the same area.
- ▶ **EASILY RECONFIGURE QUEUE LINES:** Post can face any direction after installation so you can align your belts and reconfigure queue lines with minimal effort.

Features

- ▶ **Beveled base plate edges:** prevent tripping when posts are removed.
- ▶ **Hole in base plate:** aligns with centering bolt in post to maintain proper positioning throughout the day (patented design).
- ▶ **Exclusive spring loaded technology:** ensures that the posts stay put when pressure is accidentally applied.
- ▶ **Posts decouple from base plate:** when not in use.



MAGNETIC Base Mount Specifications and Installation Instructions

1. Lay out post locations, spacing the centerlines at least 6" less than belt length (ex: 9'6" or less with 10' belt).
2. Mount magnetic base plate using desired method:

A. Epoxy or VHB Tape (Ideal for terrazzo or ceramic)

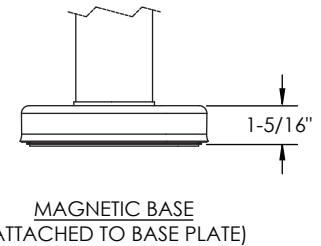
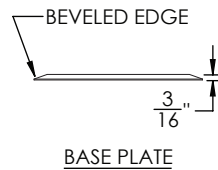
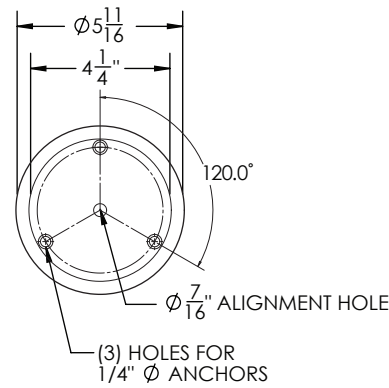
- Requires an extremely clean and smooth surface. Strip floors of all wax or coatings. Follow instructions on adhesive regarding application and dry time. Depending on grade of epoxy and floor material, there may be some damage to floors when plates are removed.

B. Mechanical Fasteners

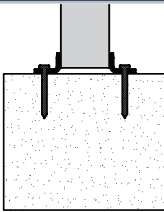
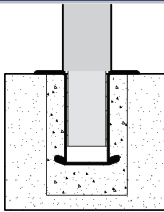
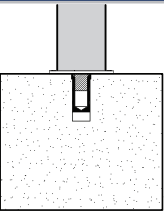
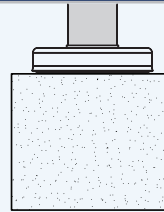
- This is the most permanent solution. Base plate includes three holes for screws. Must use appropriate fastener for chosen mounting surface.

3. Affix stanchions to base plate by aligning the centering bolt in the post to the centering hole in the base plate.

For assistance with queue layout, please contact us.
Professional installation is recommended but not required.



In addition to the **MAGNETIC** base mount, see our other mounting options to choose the best solution for you:

| | FIXED | REMOVABLE | MINI-SOCKET | MAGNETIC |
|---|--|---|---|--|
| Summary |  5" Diameter base flange is permanently secured to flooring with 3 anchors (bolts) |  5" Diameter socket is permanently mounted in flooring. Rigid post is removable when not used |  0.875" Diameter threaded socket is permanently mounted in flooring. Spring-loaded post is removable when not used |  6" Diameter plate is permanently or semi-permanently mounted to flooring. Magnetic base allows post to be removed when not used |
| Installation Type | Permanent Post | Permanent Socket/ Removable Post | Permanent Socket/ Removable Post | Permanent or Semi-Permanent Plate / Removable Post |
| Standard Installation Method | Post Construction: (3) 0.25" dia. x 2" deep anchors | Pre-construction: Blocking locations before decking is poured, set sockets with concrete after flooring is installed | Post Construction: 0.875" dia. x 2" deep core drill, epoxy socket in place | Post Construction: (3) 0.25" dia. x 2" deep anchors to secure plate |
| Alternate Installation Methods | N/A | Post Construction: 4" dia. x 6" deep core drill, Set socket with cement | Post Construction: 0.875" dia. x 4.5" deep core drill | Post Construction: Epoxy or VHB Tape to secure plates directly to surface |
| Est. Post Install Time | 15 mins. | 45 mins. | 10 mins. | 15 mins / <5 mins |
| Install Difficulty | Moderate | Difficult | Easy | Moderate (Screws) Very Easy (Epoxy or VHB Tape) |
| Minimum Installation Depth | 2" | 6" | 2" Standard Socket 4" Alternate Socket | 2" with Anchors 0" with Epoxy or VHB Tape |
| Footprint of Post (In Use/Removed) | 5.5" / N/A | 5.5" / 5.5" | 2.5" / 0.875" | 6" / 5.5" |
| Rigidity of Post | Rigid | Rigid | Flexible: Spring-loaded up to 10 degrees | Rigid: Magnet decouples with extreme side impact/force |
| Available Finishes | Limited * | All | All | All |
| Available Models | 10', 15', Dual-Line, Display | 10', 15', Dual-Line, Display | 10', 15', 30', Dual-Line, Display | 10', 15', 30', Dual-Line, Display |

*See price book for finish options