

COVID-19 RESPONSE PRODUCTS OVERVIEW

Crowd Control Solutions for the “New Normal”

For over 50 years, we've been manufacturing products that guide people to ensure a safe, organized journey. See how many of our new and existing products help as the world focuses on a more distanced, guarded and safer path ahead.



We have products to help augment your existing queues to comply with social distancing guidelines. Learn more inside.

Versatile Q-PANEL® Rigid Systems Separate or Guard Patrons and Employees

- Hard panels up to 6ft tall create see-through guards or solid panels to create private areas.
- Printed inserts double as signage to direct and inform.



Portable, permanent and semi-permanent post mountings available:

Cast Iron Sloped Base



MAGNETIC



FIXED



MINI-SOCKET



REMOVABLE



FRAME STYLE:

 Heavy Duty Square Corners

FINISHES:

- Black Aluminum
- Satin Aluminum

STANDARD FRAME SIZES:

48"x26" | 48"x34" | 72"x26"
72"x34" | 92"x26" | 48"x66"
Custom sizes available. Minimums apply.

INSERT MATERIALS:

For Direct Print or As Is:

- 1/4" Sintra (Black or White)
- 1/4" Acrylic (Clear, Tinted or Frosted)
- 1/4" Glass (Clear, Grey or Bronze Tinted)

For Paper Inserts

- 1/8" Acrylic (2pcs, Clear)
- 1/8" Clear Acrylic and 1/8" Black Sintra (1pc each)



Portable Employee Guards

- Counter-mounted, clear acrylic guards to protect during transactions.
- Ideal for banks, check-in counters, airline counters, convenience stores, etc.
- Stock size: 32" w x 40" h. Custom sizes and styles available (minimums apply).

Portable Employee Guards are ideal for counter use

Distance Responsibly With Direction Dots™ Floor Decals

- Guides customers to wait in line 6ft apart.
- Anti skid vinyl for indoor or outdoor surfaces.
- Add 8.5" w x 11" h pre-printed sign to further inform.



Direction Dots clearly identify safe social distancing spacing in a queue

DirectionDots.com

STANDARD FLOOR DECAL KITS INCLUDE:

- Five 5" round floor decals
- 3 "Wait Here" dots and 2 "6ft" dots
- 6ft measurement string to help position

STANDARD SIGN:

- 8.5"x11" Card Stock, Single-Sided
- Can be purchased with a Post Mount Sign Frame with or without a Universal Post Adapter


OPTIONS:

- Heavy duty lamination for high traffic areas, custom messages, and/or colors are available. (100 piece minimums apply)

Post Mount Sign Frames Designed for Your Queue

Display your message prominently in a durable sign frame that can mount onto your existing stanchions for social distancing reminders.

We have a mounting option for nearly every type of stanchion.



Designer Series Sign Frames have radius corners and a hinged-top opening



Heavy Duty Sign Frames have square corners and a slot opening at the top for signage



Sneeze Guard Now



Signage Later

Guard Now and Message Later With Freestanding Sign Posts

- Frame sizes up to 22" x 28" act as sneeze guards.
- Durable construction ensures re-use as sign holder for many years.
- Add exclusive RETRACTA-WHEEL base for easy transport.

Add Weather-Protect base coating or RETRACTA-WHEEL to the cast iron sloped base featuring EVERstraight® technology



FRAME STYLES:

- Heavy Duty**
Square Corners
- Designer Series**
Radius Corners

FINISHES:

- Black Aluminum
- Satin Aluminum
- Polished Brass
(Designer Series Panels Only)

STANDARD FRAME SIZES:

- Heavy Duty**
7"x11" | 8.5"x11" | 11"x14" | 14"x22" | 22"x28"
 - Designer Series**
7"x11" | 11"x7" | 8.5"x11" | 11"x8.5" | 11"x14" | 14"x11" | 14"x22" | 22"x14" | 22"x28" | 28"x22"
- Custom sizes available. Minimums apply.

INSERT MATERIALS:

- Clear, non-glare acrylic inserts protect paper signage or you can use your own card stock signs without them.
- Standard and custom signage inserts available.

Custom Signage Printing Services

Need a COVID-19 sign printed for your business? Our in-house graphics and printing team can design and print quickly.

- Indoor and outdoor signs.
- Decals and clings.
- Custom cutting and laminating.




Tried and True RETRACTA-BELT® Stanchions

Use your existing queue equipment to demonstrate safe distancing with custom-message belts or post mount signage.

- Quickly expand queues with long span belts up to 65ft long.
- Easily configurable with 7 base styles, 200+ finishes and 26 belt colors.
- Add custom messaging to 2" or 3" Wide B.I.G belts.




Pro Tip: Set your existing posts six feet apart and add safe social distance direction signage that easily mounts onto your stanchions – no tools required!



Sanitation Stations

- Add sanitation stations to help prevent the spread of germs in your facility.
- Customizable STANDS and BRACKETS for fit nearly any dispenser specs (minimum orders apply).



Need something made? We want to help!

Visiontron has been a US manufacturer of standard and custom people guidance products for 50+ years. With our talented team of engineers and on-site manufacturing capabilities, we can quickly customize a wide range of crowd control solutions for airports, venues, retailers and more. From slight adjustments to complete new concepts we are here to help.

For assistance in finding the right solution for your application, please contact your People Guidance Pro at **(631) 582-8600** or **Sales@Visiontron.com**.

