

COVID-19 EDUCATION FACILITY PRODUCTS OVERVIEW

Guidance and Germ Barrier Products for Reopening Schools Safely

For over 50 years, we've been manufacturing products that guide people to ensure a safe, organized journey. See how many of our new and existing products help grade school and higher education administrators plan for a more distanced, guarded and safer environment for students and faculty.

Clear barrier 'sneeze' guards between each person and counter-top Employee Guards create maximum separation.





Portable and Fixed Guards

- Counter-mounted, clear, acrylic guards protect during interactions.
- Ideal for faculty desks in classrooms, administration offices, security counters, etc.
- Stock size: 32" w x 40" h. Custom sizes and styles available (minimums apply).

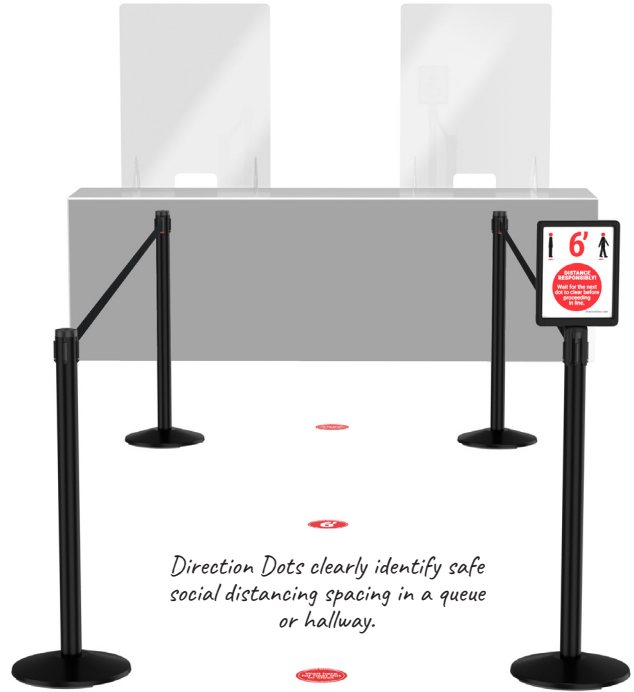
Portable Guards are ideal for counter or desktop use.

Distance Responsibly With Direction Dots™ Floor Decals

- Guides students and faculty to stand 6ft apart.
- Anti-skid vinyl for indoor or outdoor surfaces.
- Add 8.5" w x 11" h pre-printed sign to further inform.



DirectionDots.com



Direction Dots clearly identify safe social distancing spacing in a queue or hallway.

STANDARD FLOOR DECAL KITS INCLUDE:

- Five 5" round floor decals
- 3 "Wait Here" dots and 2 "6ft" dots
- 6ft measurement string to help position

STANDARD SIGN:


- 8.5"x11" Card Stock, Single-Sided
- Can be purchased with a Post Mount Sign Frame with or without a Universal Post Adapter

OPTIONS:

- Heavy duty lamination for high traffic areas, custom messages, and/or colors are available. (100 piece minimums apply)

Versatile Q-PANEL® Rigid Systems Separate or Guard Students and Faculty

- Hard panels up to 6ft tall create see-through guards or solid panels to create private areas.
- Create transparent room and common area partitions.
- Printed inserts double as signage to direct and inform.



Portable, permanent and semi-permanent post mountings available:

Cast Iron Sloped Base



MAGNETIC



FIXED



MINI-SOCKET



REMOVABLE



FRAME STYLE:



Heavy Duty
Square Corners

FINISHES:

- Black Aluminum
- Satin Aluminum

STANDARD FRAME SIZES:

48"x26" | 48"x34" | 72"x26"
72"x34" | 92"x26" | 48"x66"
Custom sizes available. Minimums apply.

INSERT MATERIALS:

For Direct Print or As Is:

- 1/4" Sintra (Black or White)
- 1/4" Acrylic (Clear, Tinted or Frosted)
- 1/4" Glass (Clear, Grey or Bronze Tinted)

For Paper Inserts

- 1/8" Acrylic (2pcs, Clear)
- 1/8" Clear Acrylic and
- 1/8" Black Sintra (1pc each)

School Reopening Signage—Printing Services

Help students move through the building with signs and graphics, and to remind them about social distancing and cleanliness. Our in-house graphics and printing team can design and print quickly anything you need to reopen and direct efficiently.

- Indoor and outdoor signs.
- Indoor and outdoor floor decals and window clings.
- Custom cutting and laminating.



Guard Now and Message Later With Freestanding Sign Posts

- Frame sizes up to 22" x 28" with clear acrylic inserts guard staff that need to stand or lecture at a podium.
- Durable construction ensures re-use as sign holder for many years.
- Add exclusive RETRACTA-WHEEL base for easy transport.


Add Weather-Protect base coating or RETRACTA-WHEEL to the cast iron sloped base featuring EVERstraight® technology



Post Mount Sign Frames Designed for Your Queue

Display your message prominently in a durable sign frame that can mount onto your existing stanchions for social distancing reminders.

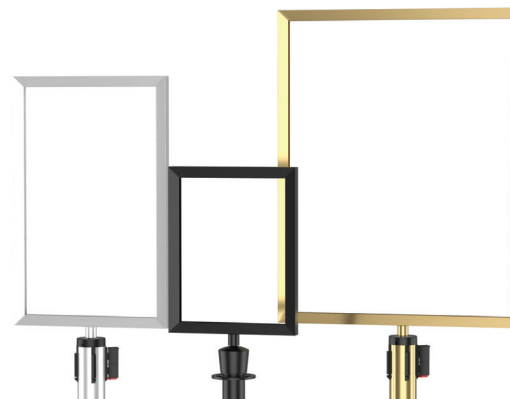
We have a mounting option for nearly every type of stanchion.



Designer Series Sign Frames have radius corners and a hinged-top opening



Heavy Duty Sign Frames have square corners and a slot opening at the top for signage



FRAME STYLES:

- Heavy Duty**
Square Corners
- Designer Series**
Radius Corners

FINISHES:

- Black Aluminum**
- Satin Aluminum**
- Polished Brass**
(Designer Series Panels Only)

STANDARD FRAME SIZES:

Heavy Duty
7"x11" | 8.5"x11" | 11"x14" | 14"x22" | 22"x28"
Designer Series
7"x11" | 11"x7" | 8.5"x11" | 11"x8.5" | 11"x14"
14"x11" | 14"x22" | 22"x14" | 22"x28" | 28"x22"
Custom sizes available. Minimums apply.


INSERT MATERIALS:

Clear, non-glare acrylic inserts protect paper signage or you can use your own card stock signs without them.
Standard and custom signage inserts available.


Tried and True RETRACTA-BELT® Stanchions

Use queue equipment to create one way hallway traffic, and to demonstrate safe distancing with custom-message belts or post mount signage.

- Quickly expand queues with long span belts up to 65ft long.
- Easily configurable with 7 base styles, 200+ finishes and 26 belt colors.
- Add custom messaging to 2" or 3" Wide B.I.G belts.
- Choose Magnetic Belt Ends that allow for quick egress to access exits in the event of an emergency.

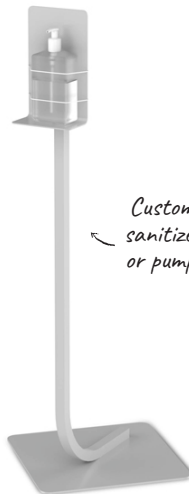


Pro Tip: Set your existing posts six feet apart and add safe social distance direction signage that easily mounts onto your stanchions – no tools required!




Sanitation Stations

- Add sanitation stations to help prevent the spread of germs in your buildings.
- Customizable STANDS and BRACKETS for fit nearly any dispenser specs (minimum orders apply).



Custom stands for sanitizer dispensers or pump-top bottles



Mount dispensers on freestanding or queue posts to have hand sanitizer accessible in common areas.



Not sure what you need to get your school ready? We want to help!

Visiontron has been a U.S. manufacturer of standard and custom people guidance products for 50+ years. With our talented team of engineers and on-site manufacturing capabilities, we can quickly customize a wide range of safety and guidance solutions. From slight adjustments to complete new concepts, we are here to help.

For assistance in finding the right solution, please contact your People Guidance Pro at **(631) 582-8600** or **Sales@Visiontron.com**.

