

# Which Guard is Right For You?

Keeping customers and employees separated will create a safe experience for all. Sneeze Guards come in many styles and materials to accommodate any budget and application. Here are some examples.



*Give kiosks that great booth appeal!*

**FREESTANDING KIOSK BOOTHS**



*Have to stand on the job? Sign posts with clear inserts are great, portable, freestanding germ guards.*

**GUARD POSTS**


*For heavy transaction areas use fixed employee guards.*



*Install more permanent germ barriers without costly construction.*

**FIXED GUARDS AND SEPARATORS**

*Separate with table or desktop portable employee guards.*



**PORTABLE GUARDS AND SEPARATORS**

**1** Use freestanding 6' Tall Q-BEAM® systems with a clear panel to create separation between kiosks.

**2** Think versatile: new or existing sign stands can be used as germ guards now and re-used later for informative signage.

**3** Secure fixed employee guards to counter surfaces with VHB (Very High Bond) tape and/or screws, or hang from the ceiling (not shown).

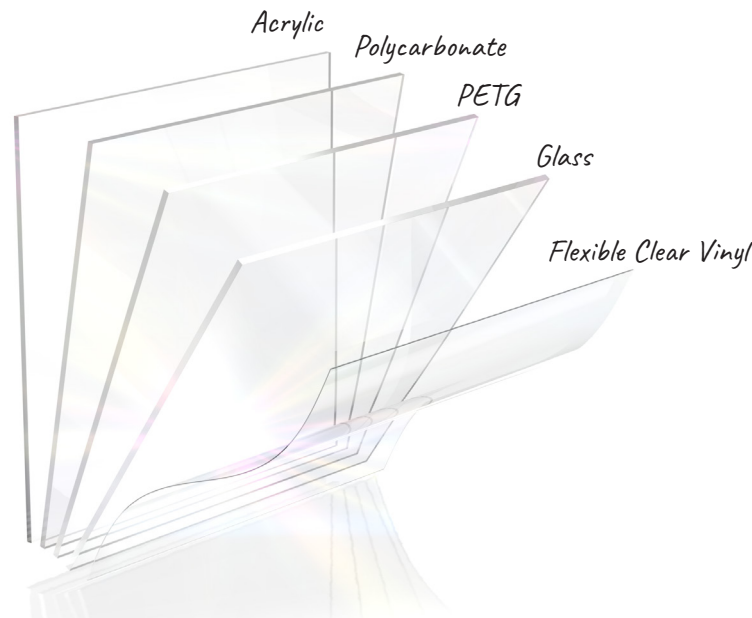
**4** Install Q-PANEL® Germ Barriers with a MINI-SOCKET® base mount to separate counter customers using the smallest footprint possible.

**5** Interlocking portable divider walls are ideal office table separation.

**6** For flexibility, choose a portable, lightweight guard that can go just about anywhere.


# Not All Insert Materials Are Created Equal

There are some pretty clear differences when it comes to choosing an insert material. Here are the basics so you can make the right choice for your needs.



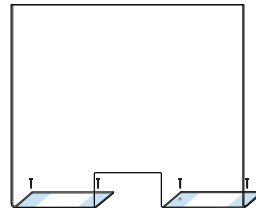
## Employees Guards Can Stick Around or Get Around

From portable to permanent mounting options, there is a style that is right for you.



### Hanging Mount:

- Permanent fixture eliminates need to damage surfaces.
- Frees up counter space for other items.

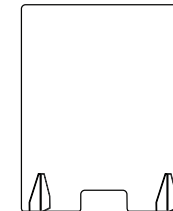


### Fixed Mount Options: Taped Down

- VHB (Very High Bond) tape.
- Secure, semi-permanent solution.

### Screwed Down

- Permanent mount.
- Holes need to be filled in once screws are removed.



### Freestanding – Counter:

- Temporary and portable.
- Easily removed or replaced.
- Optional tape or glue for added stability.



### Freestanding – Floor:

- Temporary and portable.
- Easily removed or replaced.

### Acrylic

- Average cost.
- Commonly used.
- Requires care when cleaning.
- Brittle on impact.

### Polycarbonate

- Expensive.
- Requires care when cleaning.
- Great impact resistance
- Poor scratch resistance.

### PETG

- Moderately lower price.
- Softer and easy to scratch.
- Can yellow over time outdoors (+1 year).

### Glass

- Expensive but durable and easy to clean.
- Heavier—requires proper mounting and safety glass for public areas.
- Scratch resistant—stays clear looking.

### Flexible clear vinyl

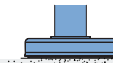
- Low cost, temporary solution.
- Easy to clean.
- Not as professional looking.

Sign posts and panels can also be portable or permanently base mounted:

PORTABLE SLOPED BASE



MAGNETIC



FIXED



MINI-SOCKET®



REMOVABLE



Contact a People Guidance Pro at **631-582-8600** or **Sales@Visiontron.com** for help finding the right solution for your application.

